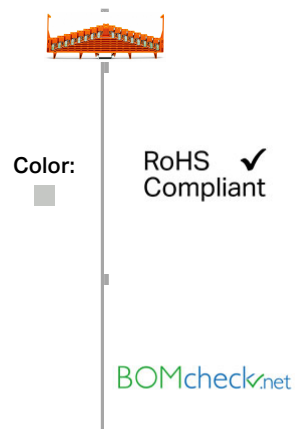


727-137



Data

Electrical data

Ratings per IEC/EN 60664-1

Rated voltage (III / 3)	250 V
Rated impulse voltage (III / 3)	4 kV
Rated current	18 A

Connection data

Connection technology	CAGE CLAMP®
Actuation type	Operating tool
Connectable conductor materials	Copper
Solid conductor	0.08 ... 1.5 mm ² / 28 ... 16 AWG
Fine-stranded conductor	0.08 ... 1.5 mm ² / 28 ... 16 AWG
Strip length	8 ... 10 mm / 0.31 ... 0.39 inch
Total number of connection points	32
Total number of potentials	1
Number of levels	8
Type of wiring	Front-entry wiring

Geometrical Data

Width	7.62 mm / 0.3 inch
Height from upper-edge of DIN-35 rail	76 mm / 2.992 inch
Depth	226 mm / 8.898 inch

Mechanical data

Design	horizontal
Type of mounting	DIN-35 rail
Marking	plain
Marking level	Center marking

Material Data




Color	light gray
Insulating material	Polyamide 66 (PA 66)
Fire load	1.187 MJ
Weight	63.47 g

Commercial data


Country of origin	DE
GTIN	4045454188337
Customs Tariff No.	85369010000

Approvals / Certificates

Country specific Approvals

Logo	Approval	Additional Approval Text	Certificate name
	CCA DEKRA Certification B.V.	EN 60947	NTR NL 7485
	CSA DEKRA Certification B.V.	C22.2 No. 158	70048845
	KEMA/KEUR DEKRA Certification B.V.	EN 60947	2192101.01

UL-Approvals

Logo	Approval	Additional Approval Text	Certificate name
	UR Underwriters Laboratories Inc.	UL 1059	E45172

Compatible products

tools

**Item no.: 210-647**

Operating tool with partially insulated shaft; Blade (2.5 x 0.4) mm; short

210-647

**Item no.: 210-719**

Operating tool with partially insulated shaft; Type 1, blade (2.5 x 0.4) mm

210-719

Carrier rail

**Item no.: 210-112**

Steel carrier rail; 35 x 7.5 mm; 1 mm thick; 2 m long; slotted; according to EN 60715; "Hole width 25 mm

210-112

**Item no.: 210-113**

Steel carrier rail; 35 x 7.5 mm; 1 mm thick; 2 m long; unslotted; according to EN 60715

210-113

**Item no.: 210-114**

Steel carrier rail; 35 x 15 mm; 1.5 mm thick; 2 m long; unslotted; similar to EN 60715

210-114

**Item no.: 210-115**

Steel carrier rail; 35 x 7.5 mm; 1 mm thick; 2 m long; slotted; according to EN 60715; "Hole width 18 mm

210-115

**Item no.: 210-118**

Steel carrier rail; 35 x 15 mm; 2.3 mm thick; 2 m long; unslotted; according to EN 60715

210-118

**Item no.: 210-196**

Aluminum carrier rail; 35 x 8.2 mm; 1.6 mm thick; 2 m long; unslotted; similar to EN 60715

210-196

**Item no.: 210-197**

Steel carrier rail; 35 x 15 mm; 1.5 mm thick; 2 m long; slotted; similar to EN 60715

210-197

**Item no.: 210-198**

Copper carrier rail; 35 x 15 mm; 2.3 mm thick; 2 m long; unslotted; according to EN 60715

210-198

**Item no.: 210-504**

Steel carrier rail; 35 x 7.5 mm; 1 mm thick; 2 m long; slotted; galvanized; according to EN 60715

210-504

**Item no.: 210-505**

Steel carrier rail; 35 x 7.5 mm; 1 mm thick; 2 m long; unslotted; galvanized; according to EN 60715

210-505

**Item no.: 210-506**

Steel carrier rail; 35 x 15 mm; 1.5 mm thick; 2 m long; unslotted; galvanized; similar to EN 60715

210-506

**Item no.: 210-508**

Steel carrier rail; 35 x 15 mm; 1.5 mm thick; 2 m long; slotted; galvanized; similar to EN 60715

210-508

Jumper

Item no.: 709-107



Wire commoning chain; insulated; 32 connections

709-107

Insulation stop



Item no.: 727-197
Insulation stop; 0.08 - 0.2 mm² "s" (0.14 mm² "f-st"); 8 pieces/strip

727-197



Item no.: 727-198
Insulation stop; 0.25 mm² "s"; 0.14 - 0.25 mm² "f-st"; 8 pieces/strip

727-198



Item no.: 727-199
Insulation stop; 0.25 - 0.5 mm² "s+f-st"; 8 pieces/strip

727-199

ferrule



Item no.: 216-101
Ferrule; Sleeve for 0.5 mm² / AWG 22; uninsulated; electro-tin plated

216-101



Item no.: 216-102
Ferrule; Sleeve for 0.75 mm² / AWG 20; uninsulated; electro-tin plated

216-102



Item no.: 216-103
Ferrule; Sleeve for 1 mm² / AWG 18; uninsulated; electro-tin plated

216-103



Item no.: 216-104
Ferrule; Sleeve for 1.5 mm² / AWG 16; uninsulated; electro-tin plated

216-104



Item no.: 216-121
Ferrule; Sleeve for 0.5 mm² / AWG 22; uninsulated; electro-tin plated

216-121



Item no.: 216-122
Ferrule; Sleeve for 0.75 mm² / AWG 20; uninsulated; electro-tin plated

216-122



Item no.: 216-123
Ferrule; Sleeve for 1 mm² / AWG 18; uninsulated; electro-tin plated

216-123



Item no.: 216-124
Ferrule; Sleeve for 1.5 mm² / AWG 16; uninsulated; electro-tin plated

216-124



Item no.: 216-131
Ferrule; Sleeve for 0.25 mm² / AWG 24; uninsulated; electro-tin plated

216-131



Item no.: 216-132
Ferrule; Sleeve for 0.34 mm² / AWG 24; uninsulated; electro-tin plated

216-132



Item no.: 216-151
Ferrule; Sleeve for 0.25 mm² / AWG 24; uninsulated; electro-tin plated

216-151



Item no.: 216-152
Ferrule; Sleeve for 0.34 mm² / AWG 24; uninsulated; electro-tin plated

216-152



Item no.: 216-201
Ferrule; Sleeve for 0.5 mm² / 20 AWG; insulated; electro-tin plated

216-201


















Item no.: 216-202
Ferrule; Sleeve for 0.75 mm² / 18 AWG; insulated; electro-tin plated
















216-202




































Item no.: 216-203
Ferrule; Sleeve for 1 mm² / AWG 18; insulated; electro-tin plated

216-203

	Item no.: 216-204 Ferrule; Sleeve for 1.5 mm ² / AWG 16; insulated; electro-tin plated	216-204
	Item no.: 216-221 Ferrule; Sleeve for 0.5 mm ² / 20 AWG; insulated; electro-tin plated	216-221
	Item no.: 216-222 Ferrule; Sleeve for 0.75 mm ² / 18 AWG; insulated; electro-tin plated	216-222
	Item no.: 216-223 Ferrule; Sleeve for 1 mm ² / AWG 18; insulated; electro-tin plated	216-223
	Item no.: 216-224 Ferrule; Sleeve for 1.5 mm ² / AWG 16; insulated; electro-tin plated	216-224
	Item no.: 216-301 Ferrule; Sleeve for 0.25 mm ² / AWG 24; insulated; electro-tin plated	216-301
	Item no.: 216-302 Ferrule; Sleeve for 0.34 mm ² / 22 AWG; insulated; electro-tin plated	216-302
	Item no.: 216-321 Ferrule; Sleeve for 0.25 mm ² / AWG 24; insulated; electro-tin plated	216-321
	Item no.: 216-322 Ferrule; Sleeve for 0.34 mm ² / 22 AWG; insulated; electro-tin plated	216-322
Marking accessories		
	Item no.: 2009-115 WMB-Inline; for Smart Printer; on reel; stretchable 5 - 5.2 mm; plain; snap-on type	2009-115
	Item no.: 2009-115/000-002 WMB-Inline; for Smart Printer; on reel; stretchable 5 - 5.2 mm; plain; snap-on type	2009-115 /000-002
	Item no.: 2009-115/000-006 WMB-Inline; for smartPRINTER; on reel; stretchable 5 - 5.2 mm; plain; snap-on type	2009-115 /000-006
	Item no.: 2009-115/000-007 WMB-Inline; for Smart Printer; on reel; stretchable 5 - 5.2 mm; plain; snap-on type	2009-115 /000-007
	Item no.: 2009-115/000-012 WMB-Inline; for smartPRINTER; on reel; stretchable 5 - 5.2 mm; plain; snap-on type	2009-115 /000-012
	Item no.: 2009-115/000-017 WMB-Inline; for Smart Printer; on reel; stretchable 5 - 5.2 mm; plain; snap-on type	2009-115 /000-017
	Item no.: 2009-115/000-023 WMB-Inline; for Smart Printer; on reel; stretchable 5 - 5.2 mm; plain; snap-on type	2009-115 /000-023
	Item no.: 2009-115/000-024 WMB-Inline; for smartPRINTER; on reel; stretchable 5 - 5.2 mm; plain; snap-on type	2009-115 /000-024

	Item no.: 209-128 Adaptor		209-128
	Item no.: 793-501 WMB marking card; as card; not stretchable; plain; snap-on type		793-501
	Item no.: 793-501/000-002 WMB marking card; as card; not stretchable; plain; snap-on type	/000-002	793-501
	Item no.: 793-501/000-005 WMB marking card; as card; not stretchable; plain; snap-on type	/000-005	793-501
	Item no.: 793-501/000-006 WMB marking card; as card; not stretchable; plain; snap-on type	/000-006	793-501
	Item no.: 793-501/000-007 WMB marking card; as card; not stretchable; plain; snap-on type	/000-007	793-501
	Item no.: 793-501/000-012 WMB marking card; as card; not stretchable; plain; snap-on type	/000-012	793-501
	Item no.: 793-501/000-017 WMB marking card; as card; not stretchable; plain; snap-on type	/000-017	793-501
	Item no.: 793-501/000-023 WMB marking card; as card; not stretchable; plain; snap-on type	/000-023	793-501
	Item no.: 793-501/000-024 WMB marking card; as card; not stretchable; plain; snap-on type	/000-024	793-501
	Item no.: 793-5501 WMB marking card; as card; for terminal block width 5 - 17.5 mm; stretchable 5 - 5.2 mm; plain; snap-on type		793-5501
	Item no.: 793-5501/000-002 WMB marking card; as card; for terminal block width 5 - 17.5 mm; stretchable 5 - 5.2 mm; plain; snap-on type	/000-002	793-5501
	Item no.: 793-5501/000-005 WMB marking card; as card; stretchable 5 - 5.2 mm; plain; snap-on type	/000-005	793-5501
	Item no.: 793-5501/000-006 WMB marking card; as card; stretchable 5 - 5.2 mm; plain; snap-on type	/000-006	793-5501
	Item no.: 793-5501/000-007 WMB marking card; as card; stretchable 5 - 5.2 mm; plain; snap-on type	/000-007	793-5501

	Item no.: 793-5501/000-012 WMB marking card; as card; stretchable 5 - 5.2 mm; plain; snap-on type	793-5501 /000-012
	Item no.: 793-5501/000-017 WMB marking card; as card; stretchable 5 - 5.2 mm; plain; snap-on type	793-5501 /000-017
	Item no.: 793-5501/000-023 WMB marking card; as card; stretchable 5 - 5.2 mm; plain; snap-on type	793-5501 /000-023
	Item no.: 793-5501/000-024 WMB marking card; as card; stretchable 5 - 5.2 mm; plain; snap-on type	793-5501 /000-024
	Item no.: 793-933 WMB marking card; as card; MARKED; E0.0, E0.1, ..., E9.6, E9.7 (1 each); not stretchable; Vertical marking; snap-on type	793-933
General accessories		
	Item no.: 249-109 Wire harness support	249-109
check		
	Item no.: 210-137 Test plug; 2.3 mm Ø; with 500 mm cable	210-137
	Item no.: 210-297 Step-down test plug; from 4mm socket to 2mm plug	210-297
End plate		
	Item no.: 727-105 8-level end plate; marking: 0-1-2-3-4-5-6-7--7-6-5-4-3-2-1; 7.62 mm thick	727-105
	Item no.: 727-106 8-level end plate; marking: a-b-c-d-e-f-g-h--h-g-f-e-d-c-b-a; 7.62 mm thick	727-106
	Item no.: 727-107 8-level end plate; marking: 7-6-5-4-3-2-1-0--0-1-2-3-4-5-6-7; 7.62 mm thick	727-107
	Item no.: 727-108 8-level end plate; marking: h-g-f-e-d-c-b-a--a-b-c-d-e-f-g-h; 7.62 mm thick	727-108
	Item no.: 727-113 8-level end plate; plain; 7.62 mm thick	727-113
	Item no.: 727-114 8-level end plate; plain; 7.62 mm thick	727-114
	Item no.: 727-115 8-level end plate; plain; 7.62 mm thick	727-115
	Item no.: 727-116 8-level end plate; plain; 7.62 mm thick	727-116
	Item no.: 727-117 8-level end plate; plain; 7.62 mm thick	727-117

	Item no.: 727-155 8-level end plate; marking: 0-1-2-3-4-5-6-7--7-6-5-4-3-2-1; 7.62 mm thick	727-155
	Item no.: 727-156 8-level end plate; marking: a-b-c-d-e-f-g-h--h-g-f-e-d-c-b-a; 7.62 mm thick	727-156
	Item no.: 727-157 8-level end plate; marking: 7-6-5-4-3-2-1-0--0-1-2-3-4-5-6-7; 7.62 mm thick	727-157
	Item no.: 727-158 8-level end plate; marking: h-g-f-e-d-c-b-a--a-b-c-d-e-f-g-h; 7.62 mm thick	727-158
	Item no.: 727-159 8-level end plate; marking: 0-1-2-3-4-5-6-7--7-6-5-4-3-2-1; 7.62 mm thick	727-159
	Item no.: 727-160 8-level end plate; marking: a-b-c-d-e-f-g-h--h-g-f-e-d-c-b-a; 7.62 mm thick	727-160
	Item no.: 727-161 8-level end plate; marking: 7-6-5-4-3-2-1-0--0-1-2-3-4-5-6-7; 7.62 mm thick	727-161
	Item no.: 727-162 8-level end plate; marking: h-g-f-e-d-c-b-a--a-b-c-d-e-f-g-h; 7.62 mm thick	727-162
	Item no.: 727-163 8-level end plate; marking: 0-1-2-3-4-5-6-7--7-6-5-4-3-2-1; 7.62 mm thick	727-163
	Item no.: 727-164 8-level end plate; marking: a-b-c-d-e-f-g-h--h-g-f-e-d-c-b-a; 7.62 mm thick	727-164
	Item no.: 727-165 8-level end plate; marking: 7-6-5-4-3-2-1-0--0-1-2-3-4-5-6-7; 7.62 mm thick	727-165
	Item no.: 727-166 8-level end plate; marking: h-g-f-e-d-c-b-a--a-b-c-d-e-f-g-h; 7.62 mm thick	727-166
	Item no.: 727-167 8-level end plate; marking: 0-1-2-3-4-5-6-7--7-6-5-4-3-2-1; 7.62 mm thick	727-167
	Item no.: 727-168 8-level end plate; marking: a-b-c-d-e-f-g-h--h-g-f-e-d-c-b-a; 7.62 mm thick	727-168
	Item no.: 727-169 8-level end plate; marking: 7-6-5-4-3-2-1-0--0-1-2-3-4-5-6-7; 7.62 mm thick	727-169
	Item no.: 727-170 8-level end plate; marking: h-g-f-e-d-c-b-a--a-b-c-d-e-f-g-h; 7.62 mm thick	727-170

**Downloads
Documentation**

Bid Text

727-137	doc 25.6 kB	Download
---------	----------------	----------



CAD/CAE - Smart Data

CAD data

3D Download 727-137

URL

Download

Subject to changes.
